




Graphs



Show the graph that represents the picture



A



	X	X
	X	X

B



	X
	X

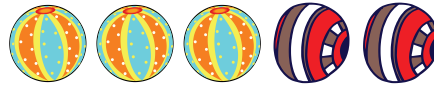


A



	X	X	X
	X		

B



	X	X	
	X	X	X




A



	X	X	
	X	X	X

B



	X	X	X
	X	X	X



A



	X	X	X	X	X	X
	X	X	X			

B



	X	X	X	X	X	X
	X	X				



A

	X	X	X
	X	X	

B

	X	X	
	X	X	X