




## Graphs



Show the graph that represents the picture



**A**



	X	X
	X	X

**B**



	X
	X



**A**



	X	X	X
	X		

**B**



	X	X	
	X	X	X




**A**



	X	X	
	X	X	X

**B**



	X	X	X
	X	X	X



**A**



	X	X	X	X	X	X
	X	X	X			

**B**



	X	X	X	X	X	X
	X	X				



**A**

	X	X	X
	X	X	

**B**

	X	X	
	X	X	X