

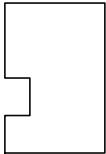
Name: _____

Date: _____

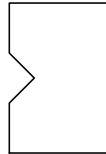
Geometry - Symmetry

1) Select the shape that is symmetric:

a.



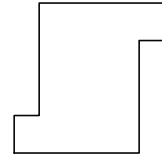
b.



c.

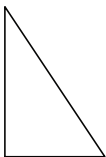


d.

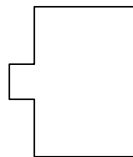


2) Select the shape that is symmetric:

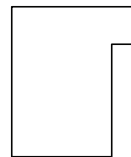
a.



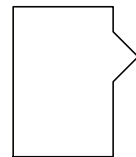
b.



c.



d.

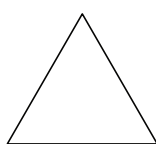


3) Select the shape that is symmetric:

a.



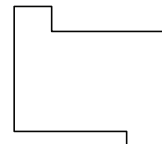
b.



c.

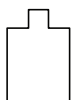


d.



4) Select the shape that IS NOT symmetrical:

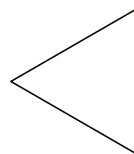
a.



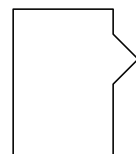
b.



c.



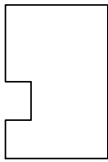
d.



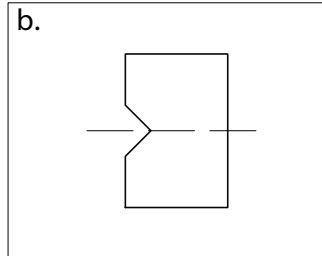
Geometry - Symmetry

1) Select the shape that IS symmetric:

a.



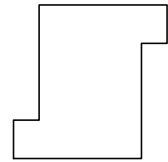
b.



c.

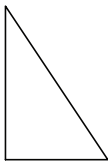


d.

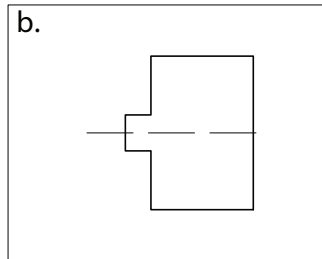


2) Select the shape that IS symmetric:

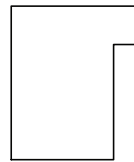
a.



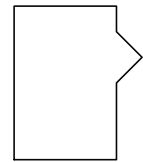
b.



c.



d.

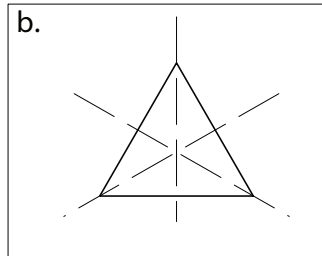


3) Select the shape that IS symmetric:

a.



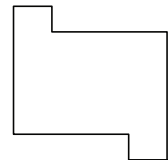
b.



c.

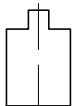


d.



4) Select the shape that IS NOT symmetrical:

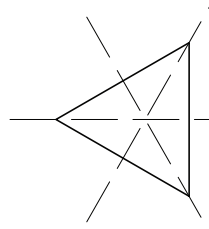
a.



b.



c.



d.

